FORATURE

Vivi

L'espressione del metallo

PERFORATIONS

atena®

CONTROSOFFITTI E RIVESTIMENTI METALLICI

FORATURE / PERFORATIONS

Per rendere il controsoffitto un vero e proprio elemento di arredo e stile, Atena S.p.A. ha sviluppato una vasta gamma di forature e realizza pannelli forati, sublimati e retroilluminati con luce diffusa o puntuale e dotati dei più svariati accessori.

To overcome design mood and satisfy all requirements Atena S.p.A. has developed a wide range of perforations and produces sublimated perforated tiles equipped with any kind of lighting elements and accessories.

PARALLELE / PARALLEL

AP 0,75/2%P (*)(*)

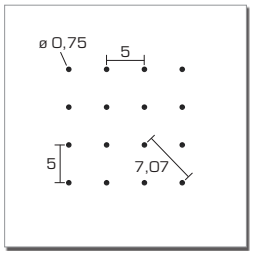

0,75 PAR SUP. FORATA 2%
ALL/ACC. DA 0.5 A 0.6
LARG. MAX NASTRO 1000 mm
LARG. MAX FORATURA 850 mm

0,75 PAR. OPEN AREA 2%
AL/ST FROM 0.5 TO 0.6
MAX COIL WIDTH 1000 mm
MAX PERFORATION WIDTH 850 mm

AP 1/5% P

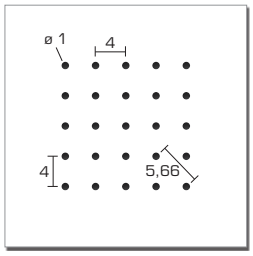

1 PAR SUP. FORATA 5%
ALL DA 0.5 A 0.6
ACC. DA 0.4 A 0.6
LARG. MAX NASTRO 830 mm
LARG. MAX FORATURA 805 mm

1 PAR. OPEN AREA 5%
AL 0.5 TO 0.6
ST FROM 0.4 TO 0.6
MAX COIL WIDTH 830 mm
MAX PERFORATION WIDTH 805 mm

AP 1,5/11% P

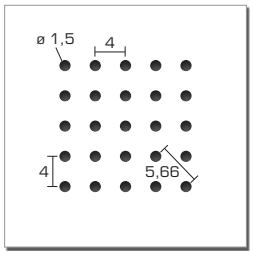

1,5 PAR. SUP. FORATA 11%
ALL/ACC. DA 0.5 A 0.7
LARG. MAX NASTRO 1300 mm
LARG. MAX FORATURA 1300 mm

1,5 PAR. OPEN AREA 11%
AL/ST FROM 0.5 TO 0.7
MAX COIL WIDTH 1300 mm
MAX PERFORATION WIDTH 1300 mm

AP 1,8/9,5%P

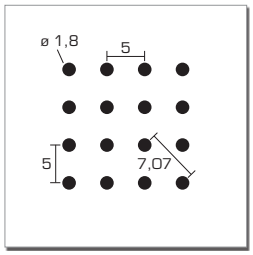

1,8 PAR. SUP. FORATA 9,5%
ALL/ACC. DA 0.5 A 0.7
LARG. MAX NASTRO 900 mm
LARG. MAX FORATURA 800 mm

1,8 PAR. OPEN AREA 9,5%
AL/ST FROM 0.5 TO 0.7
MAX COIL WIDTH 900 mm
MAX PERFORATION WIDTH 800 mm

AP 2/12,5%P

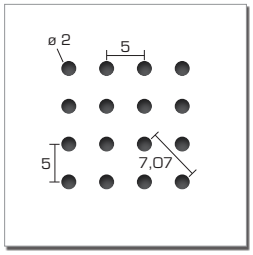

2 PAR. SUP. FORATA 12,5%
ALL/ACC. DA 0.5 A 0.7
LARG. MAX NASTRO 1250 mm
LARG. MAX FORATURA 1200 mm

2 PAR. OPEN AREA 12,5%
AL/ST FROM TO 0.5 A 0.7
MAX COIL WIDTH 1250 mm
MAX PERFORATION WIDTH 1200 mm

AP 2,5/15%P

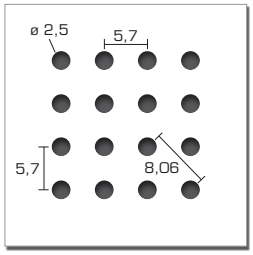

2,5 PAR. SUP. FORATA 15%
ALL/ACC. DA 0.5 A 0.7
LARG. MAX NASTRO 1250 mm
LARG. MAX FORATURA 1100 mm

2,5 PAR. OPEN AREA 15%
AL/ST FROM 0.5 TO 0.7
MAX COIL WIDTH 1250 mm
MAX PERFORATION WIDTH 1100 mm

AP 3/7,5%P

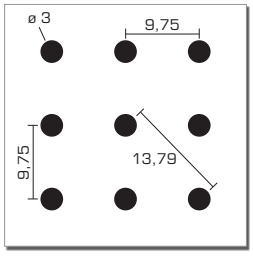

3 PAR. SUP. FORATA 7,5%
ALL/ACC. DA 0.5 A 0.7
LARG. MAX NASTRO 1250 mm
LARG. MAX FORATURA 1200 mm

3 PAR. OPEN AREA 7,5%
AL/ST FROM 0.5 TO 0.7
MAX COIL WIDTH 1250 mm
MAX PERFORATION WIDTH 1200 mm

(*) QUANTITÀ MINIMA 300 mq
MINIMUM QUANTITY 300 mq

(*) SPESSORE MATERIALE NON SUPERIORE AI 6/10
MATERIAL THICKNESS NOT EXCEEDING 6/10

DIAGONALI / DIAGONAL

AP 1/10% D

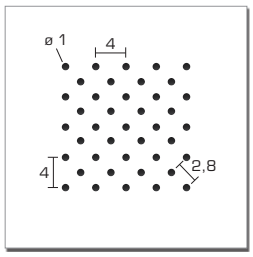

1 DIAG. (45°) SUP. FORATA 10%
ALL DA 0.5 A 0.6
ACC. DA 0.4 A 0.5
LARG. MAX NASTRO 830 mm
LARG. MAX FORATURA 805 mm

1 DIAG. (45°) OPEN AREA 10%
AL FROM 0.5 TO 0.6
ST FROM 0.4 TO 0.5
MAX COIL WIDTH 830 mm
MAX PERFORATION WIDTH 805 mm

AP 1,5/22% D

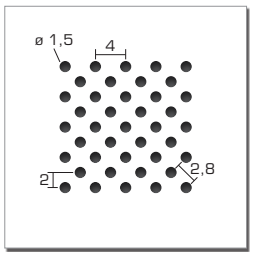

1,5 DIAG. (45°) SUP. FORATA 22%
ALL/ACC. DA 0.5 A 0.7
LARG. MAX NASTRO 1300 mm
LARG. MAX FORATURA 1300 mm

1,5 DIAG. (45°) OPEN AREA 22%
AL/ST FROM 0.5 TO 0.7
MAX COIL WIDTH 1300 mm
MAX PERFORATION WIDTH 1300 mm

AP 1,8/19% D

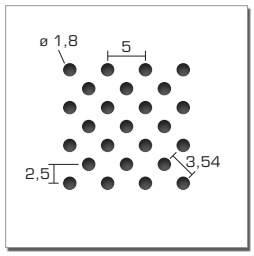

1,8 DIAG.(45°) SUP. FORATA 19%
ALL/ACC. DA 0.5 A 0.7
LARG. MAX NASTRO 900 mm
LARG. MAX FORATURA 800 mm

1,8 DIAG.(45°) OPEN AREA 19%
AL/ST FROM 0.5 TO 0.7
MAX COIL WIDTH 900 mm
MAX PERFORATION WIDTH 800 mm

AP 2/25%D

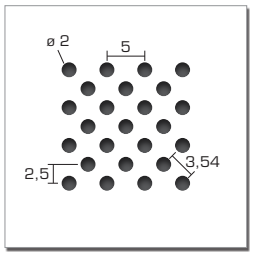

2 DIAG. (45°) SUP. FORATA 25%
ALL/ACC. DA 0.5 A 0.7
LARG. MAX NASTRO 1250 mm
LARG. MAX FORATURA 1200 mm

2 DIAG. (45°) OPEN AREA 25%
AL/ST FROM 0.5 TO 0.7
MAX COIL WIDTH 1250 mm
MAX PERFORATION WIDTH 1200 mm

AP 2,5/30%D

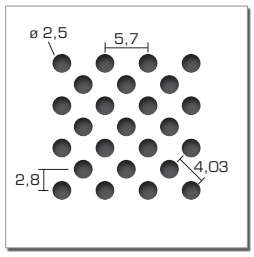

2,5 DIAG. (45°) SUP. FORATA 30%
ALL/ACC DA 0.5 A 0.7
LARG. MAX NASTRO 1250 mm
LARG. MAX FORATURA 1100 mm

2,5 DIAG. (45°) OPEN AREA 30%
AL/ST FROM 0.5 TO 0.7
MAX COIL WIDTH 1250 mm
MAX PERFORATION WIDTH 1100 mm

AP 3/15% D

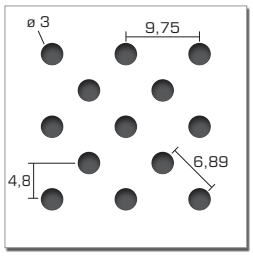

3 DIAG. (45°) SUP. FORATA 15%
ALL/ACC. DA 0.5 A 0.7
LARG. MAX NASTRO 1250 mm
LARG. MAX FORATURA 1200 mm

3 DIAG. (45°) OPEN AREA 15%
AL/ST FROM 0.5 TO 0.7
MAX COIL WIDTH 1250 mm
MAX PERFORATION WIDTH 1200 mm

AP 3/51% D (**)(**)

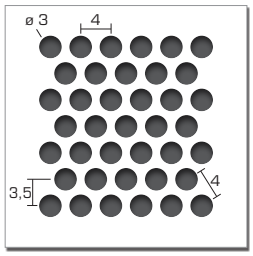

3 DIAG. (60°) SUP. FORATA 51%
ALL/ACC. DI 0.7
LARG. MAX NASTRO 900 mm
LARG. MAX FORATURA 800 mm

3 DIAG. (60°) OPEN AREA 51%
AL/ST OF 0.7
MAX COIL WIDTH 900 mm
MAX PERFORATION WIDTH 800 mm

AP 5/53% D (**)

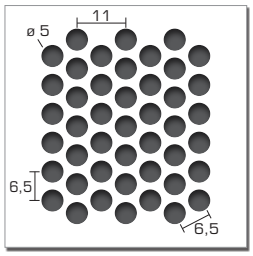

5 DIAG. (30°) SUP. FORATA 53%
ALL/ACC. DI 0.7
LARG. MAX NASTRO 900 mm
LARG. MAX FORATURA 700 mm

3 DIAG. (30°) OPEN AREA 53%
AL/ST OF 0.7
MAX COIL WIDTH 900 mm
MAX PERFORATION WIDTH 700 mm

DISEGNO IN SCALA 1:1,7 / SCALE DRAWING 1:1,7

(**) FORATURA CONTINUA - CONTINUOS PERFORATION | (**) SPESSORE CONSIGLIATO 7/10 - SUGGESTED THICKNESS 7/10

QUASAR

QUASAR



SUP. FORATA 7%
ALL/ACC. DA 0.5 A 0.7
LARG. MAX NASTRO 1000 mm
LARG. MAX FORATURA 800 mm

OPEN AREA 7%
AL/ST from 0.5 to 0.7
MAX COIL WIDTH 1000 mm
MAX PERFORATION WIDTH 800 mm



QUADRE / SQUARE

AP Q4/20%P

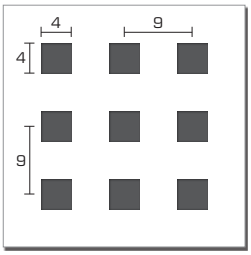

Q 4X4 PAR. SUP. FORATA 20%
ALL/ACC. DA 0.5 A 0.7
LARG. MAX NASTRO 900 mm
LARG. MAX FORATURA 800 mm

Q 4X4 PAR. OPEN AREA 20%
AL/ST FROM 0.5 TO 0.7
MAX COIL WIDTH 900 mm
MAX PERFORATION WIDTH 800 mm

AP Q10/25%P

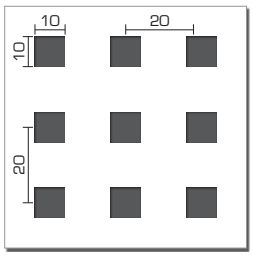

Q 10X10 PAR. SUP. FORATA 25%
ALL/ACC. DA 0.5 A 0.7
LARG. MAX NASTRO 1300 mm
LARG. MAX FORATURA 1300 mm

Q 10X10 PAR. OPEN AREA 25%
AL/ST FROM 0.5 TO 0.7
MAX COIL WIDTH 1300 mm
MAX PERFORATION WIDTH 1300 mm

DIS. IN SCALA 1:2,5 / SCALE DRAW. 1:2,5

AP Q10/34%P

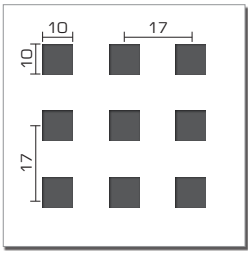

Q 10X10 PAR. SUP. FORATA 34%
ALL/ACC. DA 0.5 A 0.7
LARG. MAX NASTRO 900 mm
LARG. MAX FORATURA 800 mm

Q 10X10 PAR. OPEN AREA 34%
AL/ST FROM 0.5 TO 0.7
MAX COIL WIDTH 900 mm
MAX PERFORATION WIDTH 800 mm

DISEGNO IN SCALA 1:2,5 / SCALE DRAWING 1:2,5



FORATURE DECORATIVE / DECORATIVE PERFORATIONS

NEW SUN

SUN

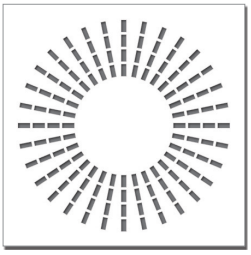

TIMER



WHEEL



SQUARE ON LINE



LINE



SPHERE



GALAXY



BUBBLES



SHANGHAI

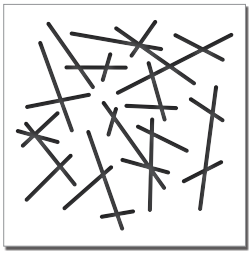

MIRROR

MILKY WAY

MAGLIA E TESSUTO / MESH AND TISSUE

R16x8 - A2,5

9,23x5,52 SUP. FORATA 42,2%
ALL/ACC DA 0.5 A 0.7
LARG. MAX NASTRO 1000 mm
LARG. MAX FORATURA 900 mm

9,23x5,52 OPEN AREA 42,2%
AL/ST FROM 0.5 TO 0.7
MAX COIL WIDTH 1000 mm
MAX PERFORATION WIDTH 900 mm

R25x12,5 - A2

22x9,5 SUP. FORATA 67%
ALL/ACC DA 0.5 A 0.7
LARG. MAX NASTRO 1000 mm
LARG. MAX FORATURA 900 mm

22x9,5 OPEN AREA 67%
AL/ST FROM 0.5 TO 0.7
MAX COIL WIDTH 1000 mm
MAX PERFORATION WIDTH 900 mm

TWEED



1,5 DIAG. (45°) SUP. FORATA 11%
ALL/ACC DA 0.5 A 0.7
LARG. MAX NASTRO 1300 mm
LARG. MAX FORATURA 1300 mm

1,5 DIAG. (45°) OPEN AREA 11%
AL/ST FROM 0.5 TO 0.7
MAX COIL WIDTH 1300 mm
MAX PERFORATION WIDTH 1300 mm

TWEED LARGE



1,5 DIAG. (45°) SUP. FORATA 4%
ALL/ACC DA 0.5 A 0.7
LARG. MAX NASTRO 1300 mm
LARG. MAX FORATURA 1300 mm

1,5 DIAG. (45°) OPEN AREA 4%
AL/ST FROM 0.5 TO 0.7
MAX COIL WIDTH 1300 mm
MAX PERFORATION WIDTH 1300 mm

TWEED FINE



1,5 DIAG. (45°) SUP. FORATA 7%
ALL/ACC DA 0.5 A 0.7
LARG. MAX NASTRO 1300 mm
LARG. MAX FORATURA 1300 mm

1,5 DIAG. (45°) OPEN AREA 7%
AL/ST FROM 0.5 TO 0.7
MAX COIL WIDTH 1300 mm
MAX PERFORATION WIDTH 1300 mm

TWEED UNIQUE



1,5 DIAG. (45°) SUP. FORATA 15%
ALL/ACC DA 0.5 A 0.7
LARG. MAX NASTRO 1300 mm
LARG. MAX FORATURA 1300 mm

1,5 DIAG. (45°) OPEN AREA 15%
AL/ST FROM 0.5 TO 0.7
MAX COIL WIDTH 1300 mm
MAX PERFORATION WIDTH 1300 mm

PIQUET



1,5 DIAG. (45°) SUP. FORATA 13,5%
ALL/ACC DA 0.5 A 0.7
LARG. MAX NASTRO 1300 mm
LARG. MAX FORATURA 1300 mm

1,5 DIAG. (45°) OPEN AREA 13,5%
AL/ST FROM 0.5 TO 0.7
MAX COIL WIDTH 1300 mm
MAX PERFORATION WIDTH 1300 mm

STRIP



1,5 DIAG. (45°) SUP. FORATA 7%
ALL/ACC DA 0.5 A 0.7
LARG. MAX NASTRO 1300 mm
LARG. MAX FORATURA 1300 mm

1,5 DIAG. (45°) OPEN AREA 7%
AL/ST FROM 0.5 TO 0.7
MAX COIL WIDTH 1300 mm
MAX PERFORATION WIDTH 1300 mm

FORATURA GAMMA ATENA TESSUTO: SOLO OLTRE IL BORDO - ATENA TISSUE RANGE: CONTINUOUS PERFORATION ONLY

FORI IMBUTITI / DRAWN HOLES

FORI IMBUTITI
DRAWN HOLES



12,6 PAR. SUP. FORATA 14%
MATERIALE E DIMENSIONI SECONDO ESIGENZE DI PROGETTO.

12,6 PAR. OPEN AREA 14%
MATERIAL AND DIMENSION ACCORDING TO PROJECT REQUIREMENTS.



ANEMOSTATI DI AREAZIONE/ AIR ANEMOSTATS

Atena S.p.A. produce pannelli di aerazione completi di bocchette regolabili per la diffusione dell'aria. Perfettamente integrabili a tutti i controsoffitti Atena, i pannelli anemostati sono disponibili nelle versioni standard, in alluminio e acciaio con 64-36-16 bocchette con disposizione parallela, diagonale e circolare.

Atena S.p.A. produces air flow panels with adjustable vents for air distribution. Suitable to be installed with all Atena ceilings, the standard air flow modules are made of aluminum and steel with 64-36-16 parallel, diagonal and circular nozzles.

DIMENSIONE FORO Ø40 mm
Ø40 mm HOLE DIMENSION

64 P



36 P



16 P

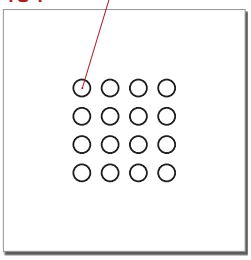

60 D



33 D



14 D

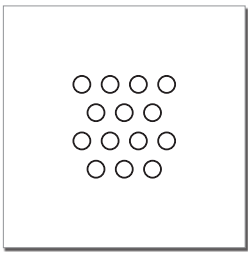

64 R

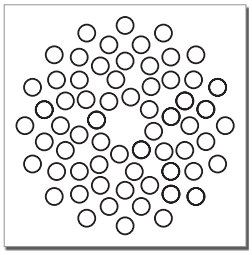

36 R



16 R

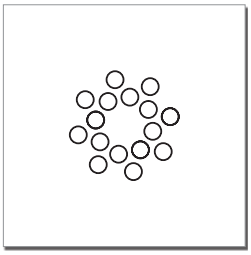

BOCCHETTE MODULO STANDARD | STANDARD MODULE NOZZLES																	
BOCCHETTE AIR HOLE	14			16			33			36			60			64		
q_v (m³/h)	-	-	-	150	200	250	-	-	-	300	400	500	-	-	-	500	700	900
ΔP (Pa)	-	-	-	20	40	55	-	-	-	20	35	50	-	-	-	15	30	50
X_{02} (m)	-	-	-	2,8	3,7	4,3	-	-	-	4,3	5,2	5,9	-	-	-	4,7	5,4	6,3

q_v = portata d'aria | air capacity
ΔP= caduta di pressione massima | max pressure drop
X_{02}= gittata orizzontale isotermica (isotachia 0,2 m/s) | isothermal horizontal range (isotach 0.2 m/s)

BOCCHETTE ORIENTABILI

ADJUSTABLE NOZZLES

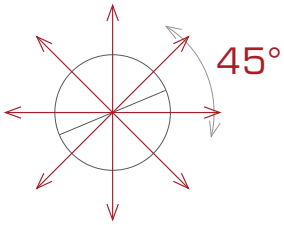

4 VIE (STANDARD)
4 AIR FLOWS (STANDARD)

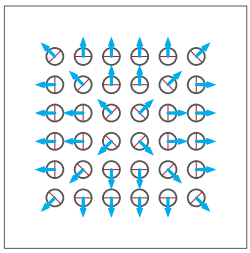

3 VIE
3 AIR FLOWS

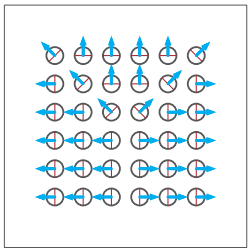

2 VIE D'ANGOLO
2 ANGLE AIR FLOWS

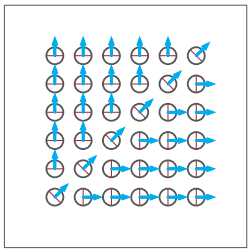

2 VIE OPPOSTE
2 OPPOSITE AIR FLOWS

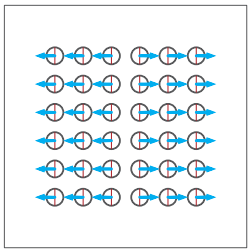

CONTROSOFFITTI ORIGINALI SOPRA TUTTE LE TESTE

ORIGINAL CEILINGS OVER YOUR HEAD

Liberi di progettare opere uniche ed originali per conferire ad ogni ambiente la sua giusta configurazione.

Dalla semplice fornitura di pannelli e singole strutture alla realizzazione di sistemi speciali e su misura Atena dispone di una gamma completa di soluzioni per controsoffitti originali e sicuri.

Be free to project extraordinary architectural masterpieces and give to each setting its right appeal.

Atena S.p.A. offers standard and special systems in a wide range of solutions to realise original and safe false ceilings.

Tutte le dimensioni sono nominali ed espresse in millimetri.
Tutti i pesi sono espressi al netto della tara.
Tutte le specifiche possono essere soggette a variazioni senza preavviso.
Per maggiori dettagli su colori, forature, perimetrali e modalità d'installazione consultare le schede tecniche on-line: atena-it.com
Per ulteriori informazioni contattare l'ufficio commerciale:
tel. + 39.0421.75526 - commerciale@atena-it.com

All dimensions are nominal and expressed in millimeters.
All technical specification data and information can be changed without advise.
More details concernings colours, perforations, perimeter profiles and laying instructions are described in technical data sheets suitable on line: atena-it.com
For further information please contact sales department:
tel. + 39.0421.75526 - commerciale@atena-it.com

Atena S.p.A.
Via A. De Gasperi, 52 - 30020 Gruaro (VE) Italia
Tel: +39 0421 75526 - Fax: +39 0421 75692
atena-it.com - info@atena-it.com